



A Subscription Plan includes the settings for that plan, which can be set here.

Subscriptions with this plan	16
Active subscriptions with this plan	16
Expired subscriptions with this plan	0
Subscriptions with this plan that have been upgraded to another plan	0

Url of plan to display only this plan ('-' to display multiple plans) [index.php?option=com_comprofiler&task=pluginclass&plugin=cbpaidsubscriptions&do=displayplans&plans=14](http://12week.cloudaccess.host/index.php?option=com_comprofiler&task=pluginclass&plugin=cbpaidsubscriptions&do=displayplans&plans=14) (http://12week.cloudaccess.host/index.php?option=com_comprofiler&task=pluginclass&plugin=cbpaidsubscriptions&do=displayplans&plans=14) 

Url to add plan to basket and display basket for logged-in users, or display registration form to guests ('-' to add multiple plans) [index.php?option=com_comprofiler&task=pluginclass&plugin=cbpaidsubscriptions&do=addplanstobasket&plans=14](http://12week.cloudaccess.host/index.php?option=com_comprofiler&task=pluginclass&plugin=cbpaidsubscriptions&do=addplanstobasket&plans=14) (http://12week.cloudaccess.host/index.php?option=com_comprofiler&task=pluginclass&plugin=cbpaidsubscriptions&do=addplanstobasket&plans=14) 

Warning **Changing a plan with existing subscriptions will change these subscriptions, except for the current expiry date of active ones. If you need to make changes, it's better to create a new plan, and not allow new subscriptions to the old plan.**

Plan settings:

Name of plan

Alias (short-name) of plan

Description of plan

Editor Code Preview

Heading 2 Styles

Jumpstart Your Wellness Program

Enter the EAP client details below. Make sure to use the last 7 digits of the client's phone number as their password:

Path: h2

Words: 25

- Module (http://12week.cloudaccess.host/administrator/index.php?option=com_modules&view=modules&layout=modal&tmpl=component&editor=description&9f4734342310387d7680e1af2005d68c=1)
- Menu (http://12week.cloudaccess.host/administrator/index.php?option=com_menus&view=items&layout=modal&tmpl=component&9f4734342310387d7680e1af2005d68c=1&editor=description)
- Contact (http://12week.cloudaccess.host/administrator/index.php?option=com_contact&view=contacts&layout=modal&tmpl=component&9f4734342310387d7680e1af2005d68c=1&editor=description)
- Article (http://12week.cloudaccess.host/administrator/index.php?option=com_content&view=articles&layout=modal&tmpl=component&9f4734342310387d7680e1af2005d68c=1&editor=description)
- Image (http://12week.cloudaccess.host/administrator/index.php?option=com_media&view=images&tmpl=component&e_name=description&asset=&author=)
- Page Break (http://12week.cloudaccess.host/administrator/index.php?option=com_content&view=article&layout=pagebreak&tmpl=component&e_name=description)
- Read More (<http://12week.cloudaccess.host/administrator/#>)

Prepare content using CMS Content plugins

Price display of plan (default: [AUTOMATIC])

Parent plan

Ordering

Exclusive plan

Hide children plans if unselected

Template / CSS

Template for displaying this plan

CSS class (e.g. 'cbreg_green cbreg_admin_green')

Thank-you
text
(payment
completed)

Editor Code Preview

Paragraph Styles

The new Jumpsart Your Wellness client's account has been created. A welcome email has been sent.
Clients can edit their profile and coaching needs by clicking [Edit Member Profile](#) or through the "Edit Member Profile" menu item under the "Members Area" menu item.
[Add another EAP client](#)

Path: p Words: 47

- Module (http://12week.cloudaccess.host/administrator/index.php?option=com_modules&view=modules&layout=modal&tmpl=component&editor=thankyoutextcompleted&9f4734342310387d7680e1af2005d68c=1)
- Menu (http://12week.cloudaccess.host/administrator/index.php?option=com_menus&view=items&layout=modal&tmpl=component&9f4734342310387d7680e1af2005d68c=1&editor=thankyoutextcompleted)
- Contact (http://12week.cloudaccess.host/administrator/index.php?option=com_contact&view=contacts&layout=modal&tmpl=component&9f4734342310387d7680e1af2005d68c=1&editor=thankyoutextcompleted)
- Article (http://12week.cloudaccess.host/administrator/index.php?option=com_content&view=articles&layout=modal&tmpl=component&9f4734342310387d7680e1af2005d68c=1&editor=thankyoutextcompleted)
- Image (http://12week.cloudaccess.host/administrator/index.php?option=com_media&view=images&tmpl=component&e_name=thankyoutextcompleted&asset=&author=)
- Page Break (http://12week.cloudaccess.host/administrator/index.php?option=com_content&view=article&layout=pagebreak&tmpl=component&e_name=thankyoutextcompleted)
- Read More (<http://12week.cloudaccess.host/administrator/#>)

Thank-you
text
(payment
pending)

Editor Code Preview

Paragraph Styles

Thank you for subscribing. Your payment is pending. Once your payment is received you will have full access to our site and services.

Path: p Words: 23

- Module (http://12week.cloudaccess.host/administrator/index.php?option=com_modules&view=modules&layout=modal&tmpl=component&editor=thankyoutextpending&9f4734342310387d7680e1af2005d68c=1)
- Menu (http://12week.cloudaccess.host/administrator/index.php?option=com_menus&view=items&layout=modal&tmpl=component&9f4734342310387d7680e1af2005d68c=1&editor=thankyoutextpending)
- Contact (http://12week.cloudaccess.host/administrator/index.php?option=com_contact&view=contacts&layout=modal&tmpl=component&9f4734342310387d7680e1af2005d68c=1&editor=thankyoutextpending)
- Article (http://12week.cloudaccess.host/administrator/index.php?option=com_content&view=articles&layout=modal&tmpl=component&9f4734342310387d7680e1af2005d68c=1&editor=thankyoutextpending)
- Image (http://12week.cloudaccess.host/administrator/index.php?option=com_media&view=images&tmpl=component&e_name=thankyoutextpending&asset=&author=)
- Page Break (http://12week.cloudaccess.host/administrator/index.php?option=com_content&view=article&layout=pagebreak&tmpl=component&e_name=thankyoutextpending)
- Read More (<http://12week.cloudaccess.host/administrator/#>)

Substitutions in Thank You messages and workflow Emails

Substitutions allow to personalize the Thank You messages and in workflow emails subject and body. Following substitutions can be used:

User fields substitutions	[USERNAME], [NAME], [EMAIL], [cb_anycbfieldname]
Plan/Product substitutions	[PLAN_NAME], [PLAN_ALIAS], [PLAN_DESCRIPTION], [PLAN_REGISTRATION_PRICE] and [PLAN_UPGRADE_PRICE] (both display period and price), [PLAN_PRICE] (display generic period and price for plan, or amount donated for donation with currency, or price with currency of product for a merchandise), [PLAN_RATE] and [PLAN_FIRST_RATE] are numeric values, and in case of donations, the donation amount converted into the donation plan's currency
User Subscription substitutions	[SUBSCRIPTION_SIGNUP_DATE], [SUBSCRIPTION_EXPIRY_DATE], [SUBSCRIPTION_LAST_RENEWAL_DATE], [SUBSCRIPTION_VALIDITY_PERIOD_REMAINING], [SUBSCRIPTION_EXPIRY_DATE_IF_RENEWED], [SUBSCRIPTION_VALIDITY_PERIOD_IF_RENEWED], [SUBSCRIPTION_RENEWAL_PRICE] (displays period and price)

Email workflow texts

Emails sent on activation and on expiry of this plan:

This is the email that can be sent when someone activates this subscription the first time (not on renewals), by either having his corresponding payment completed, or for free first periods or subscriptions, having the subscription activated. Leave blank for no email sent.

Thank-you email subject (subscription active)	<input type="text" value="[NAME], Welcome to [PLAN_NAME]!"/>	?
Thank-you Email body (subscription active)	<div><p>Dear [NAME],</p><p>Welcome to 12 Weeks to Wellness!</p><p>As part of your EAP program your [PLAN_NAME] is now active.</p><p>Your username is: [USERNAME] Your temporary password is the last 7 digits of the phone number you provided for your coaching session.</p><p>You can change your password at</p></div>	?
Send email in	<input type="text" value="Text (recommended)"/>	?
Email attachments (absolute server paths)	<input type="text"/>	?
CC email to addresses	<input type="text" value="admin@infogenetica.com"/>	?
BCC email to addresses	<input type="text" value="admin@infogenetica.com"/>	?

Email on pending first payment

This is the email that can be sent when someone initiates payment for this subscription the first time (not a renewal), but his corresponding payment remains pending and not completed. Leave blank for no email sent.

Thank-you email subject (payment pending)	<input type="text" value="Thank you for Subscribing, [NAME]. Pending first payer"/>	?
Thank-you Email body (payment pending)	<div><p>Dear [FIRSTNAME],</p><p>Thank you for subscribing to 12 Weeks to Wellness.</p><p>Your payment transaction is pending. Your [PLAN_NAME] will be activated once payment is received.</p><p>Your username is: [USERNAME]</p><p>Your password is the one you indicated during registration. If you forgot your password you can</p></div>	?
Send email in	<input type="text" value="Text (recommended)"/>	?
Email attachments (absolute server paths)	<input type="text"/>	?
CC email to addresses	<input type="text" value="admin@infogenetica.com"/>	?
BCC email to addresses	<input type="text" value="admin@infogenetica.com"/>	?

Email at each manual renewal

This is the email that can be sent when someone renews manually this subscription (not the first time), by either having his corresponding payment completed, or for free periods or subscriptions, having the subscription re-activated. Leave blank for no email sent.

Renewal email subject (subscription active)	<input type="text" value="Thank you Email at each manual renewal"/>	?
Renewal Email body (subscription active)	<div><p>Thank you Email at each manual renewal</p></div>	?
Send email in	<input type="text" value="Text (recommended)"/>	?
Email attachments (absolute server paths)	<input type="text"/>	?
CC email to addresses	<input type="text"/>	?
BCC email to addresses	<input type="text"/>	?

✖ (/admin/setting/payment) of manual renewal

This is the email that can be sent when someone initiates payment for a manual renewal of this subscription, but his corresponding payment remains pending and not completed. Leave blank for no email sent.

Thank-you email subject (payment pending)

Thank you Email on pending payment of manual renewal



Thank-you Email body (payment pending)

Thank you Email on pending payment of manual renewal



Send email in

Text (recommended) ↓



Email attachments (absolute server paths)



CC email to addresses



BCC email to addresses



Email at each automatic renewal

This is the email that can be sent when someone gets an automated payment debited and renewal of this subscription (not the first time), by either having his corresponding payment completed, or for free periods or subscriptions, having the subscription re-activated. Leave blank for no email sent.

Auto-renewal email subject (subscription active)

Thank you Email at each automatic renewal



Auto-renewal Email body (subscription active)

Thank you Email at each automatic renewal



Send email in

Text (recommended) ↓



Email attachments (absolute server paths)



CC email to addresses



BCC email to addresses



Email on expiration

This is the email that can be sent when this subscription expires. Leave blank for no email sent.

Expiration email subject (subscription active)

Your 12 Weeks to Wellness subscription has expired



Expiration Email body (subscription active)

Dear [NAME],

You subscription to [PLAN_NAME] has expired.

You can renew your subscription through our website.

If you choose not to renew, please send us your feedback and tell us how can we make our site and/or services better that would motivate you to remain with us. We are sorry to see you go.

Thank you! We appreciate your business.



Send email in

Text (recommended) ↓



Email attachments (absolute server paths)








CC email to addresses



BCC email to addresses



This is the email that can be sent when this subscription is cancelled by user. Leave blank for no email sent.

Cancellation email subject (subscription active)	<input type="text" value="You have cancelled your 12 Weeks to Wellness subscrip"/>	
Cancellation Email body (subscription active)	<div style="border: 1px solid #ccc; padding: 5px;"><p>Dear [NAME],</p><p>You have cancelled your subscription to 12 Weeks to Wellness [PLAN_NAME]. We are sorry to see you go.</p><p>If this was not your intention and wish to reactivate your subscription, please contact our Technical Support Team at support@12weekstowellness.com including the following information:</p><p>Your username: [USERNAME] Signup Date: [SUBSCRIPTION_SIGNUP_DATE]</p></div>	
Send email in	<input type="text" value="Text (recommended)"/>	
Email attachments (absolute server paths)	<input type="text"/>	
CC email to addresses	<input type="text"/>	
BCC email to addresses	<input type="text"/>	